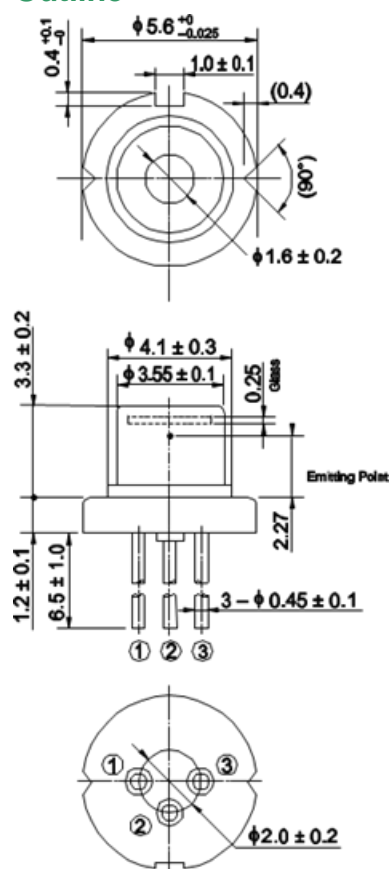


## HL65221DG/222DG/223DG

660nm/210mW(CW)/420mW(Pulse)

AlGaInP Laser Diode

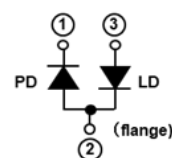
### Outline



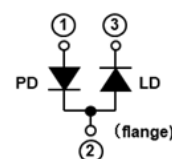
(Unit: mm)

### Internal Circuit

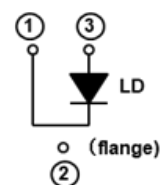
HL65221DG



HL65222DG



HL65223DG



### Features

- Visible light output: 660nm Typ.
- Optical output power:  
210mW (CW), 420mW (Pulse)
- Low operating current:  
230mA Typ. (200mW (CW))  
405mA Typ. (400mW (Pulse))
- Operating temperature: +75°C
- Single transverse mode
- TE mode oscillation

### Application

- Sensor application
- Light source of optical equipments

## Absolute Maximum Ratings (Tc=25°C)

Item	Symbol	Ratings	Unit
Optical output power (1) (Tc=-10~60°C)	Po(1)	210	mW
Optical output power (2) (Tc=75°C)	Po(2)	150	mW
Pulse optical output power (1) (Tc=-10~60°C) <sup>Note1)</sup>	PO(pulse)(1)	420	mW
Pulse optical output power (2) (Tc=75°C) <sup>Note1)</sup>	PO(pulse)(2)	300	mW
LD Reverse Voltage	VR(LD)	2	V
PD Reverse Voltage <sup>Note2)</sup>	VR(PD)	30	V
Operating Temperature	Topr	-10 ~ +75	°C
Storage Temperature	Tstg	-40 ~ +85	°C

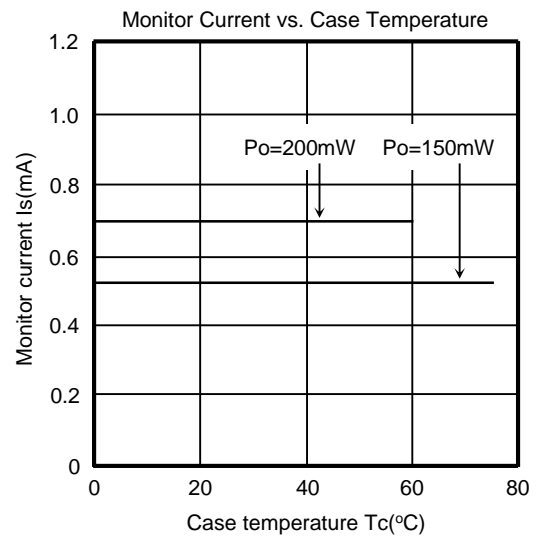
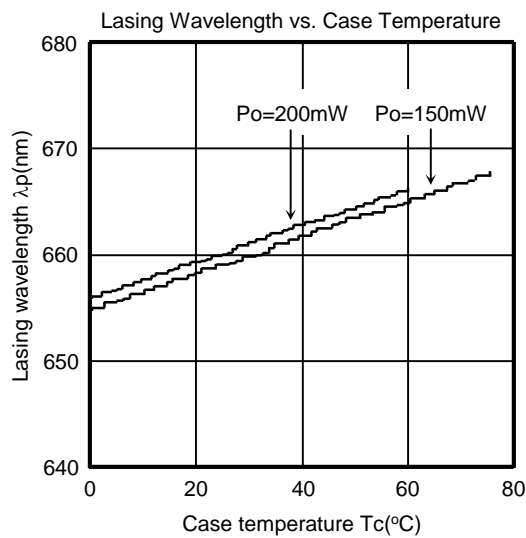
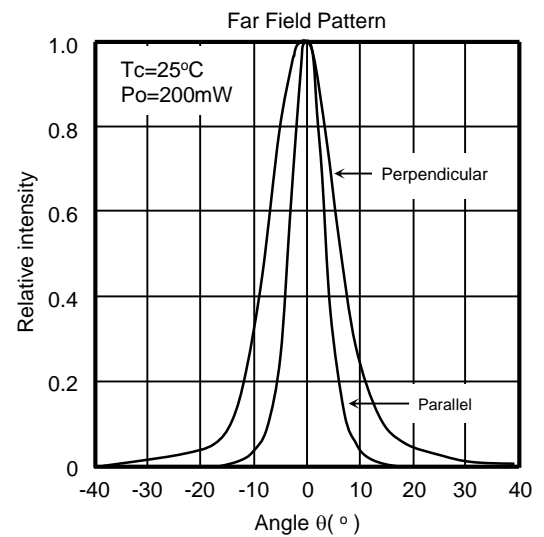
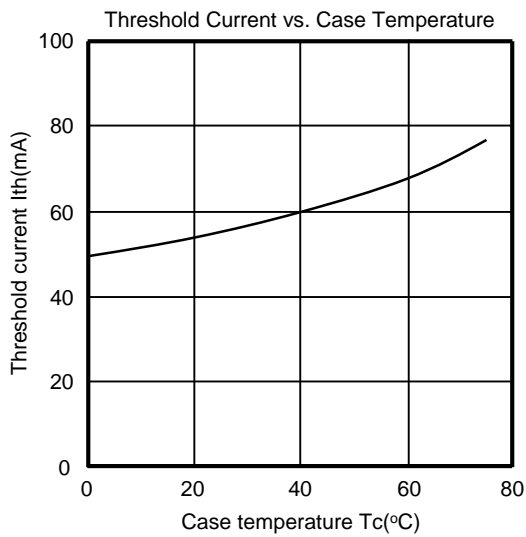
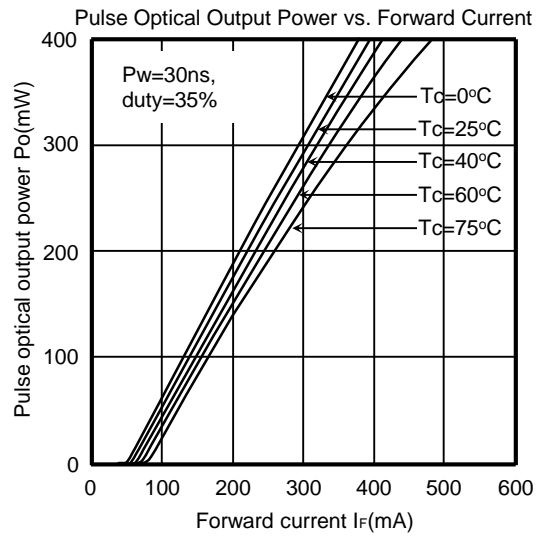
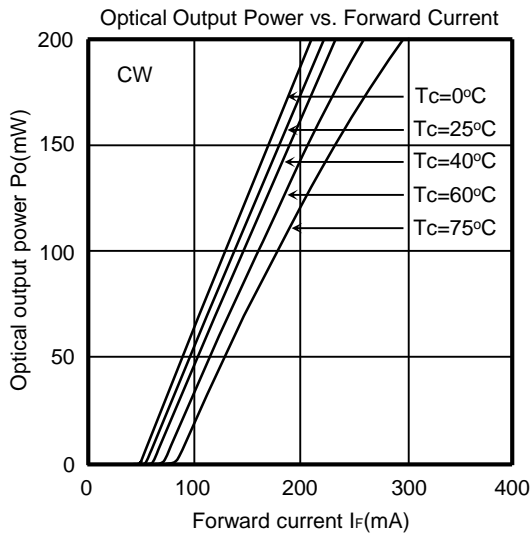
## Optical and Electrical Characteristics (Tc=25°C)

Parameter	Symbol	Min	Typ	Max	Unit	Test Condition
Threshold current	Ith	-	60	90	mA	-
Operating current	Iop	-	230	270	mA	Po=200mW
	Iop(pulse)	-	405	-	mA	Po(Pulse)=400mW, Note1
Operating voltage	Vop	-	2.7	3.2	V	Po=200mW
Beam divergence Parallel to the junction	θ//	5	8	11	°	Po=200mW, FWHM
Beam divergence Perpendicular to the junction	θ⊥	11	15	19	°	Po=200mW, FWHM
Lasing Wavelength	λp	652	660	665	nm	Po=200mW
Monitor current <sup>Note2)</sup>	Is	0.1	0.7	1.3	mA	Po=200mW, VR(PD)=5V

Note1) Pulse condition: Pulse width = 30nsec, duty = 35%

Note2) Not applicable to HL65223DG.

## Typical Characteristic Curves



## Cautions

1. Ushio Inc. (Ushio) neither warrants nor grants licenses of any of our lights or any third party's patent, copyright, trademark, or other intellectual property rights for information contained in this document. Ushio bears no responsibility for problems that may arise with third party's right, including intellectual property rights, in connection with use of the information contained in this document.
2. Products and product specifications may be subject to change without notice. Confirm that you have received the latest product standards or specifications before final design, purchase or use.
3. Ushio makes every attempt to ensure that its products are of high quality and reliability. However, contact our sales office before using the product in an application that demands especially high quality and reliability or where its failure or malfunction may directly threaten human life or cause risk of bodily injury, such as aerospace, aeronautics, nuclear power, combustion control, transportation, traffic safety equipment or medical equipment for life support.
4. Design your application so that the products is used within the ranges guaranteed by Ushio. particularly for maximum rating, operating supply voltage range, heat radiation characteristics, installation conditions and other characteristics. Ushio bears no responsibility for failure or damage when used beyond the guaranteed ranges. Even within the guaranteed ranges, consider normally foreseeable failure rates or failure modes in semiconductor devices and employ systemic measures such as fail-safes, so that the equipment incorporating Ushio product does not cause bodily injury, fire or other consequential damage due to operation of the Ushio product.
5. This product is not designed to be radiation resistant.
6. No one is permitted to reproduce or duplicate, in any form, the whole or part of this document without written approval from Ushio.
7. Contact our sales office for any questions regarding this document or Ushio products.

1. The laser light is harmful to human body especially to eye no matter what directly or indirectly. The laser beam shall be observed or adjusted through infrared camera or equivalent.
2. This product (without violet laser diode) contains gallium arsenide (GaAs), which may seriously endanger your health even at very low doses. Please avoid treatment which may create GaAs powder or gas, such as disassembly or performing chemical experiments, when you handle the product. When disposing of the product, please follow the laws of your country and separate it from other waste such as industrial waste and household garbage.

## Important Notice

Performance figures, data and any illustrative material provided in this data sheet are typical and must be specifically confirmed in writing by Ushio before they become applicable to any particular order or contract. In accordance with the Ushio policy of continuous improvement specifications may change without notice. Further details are available from any Ushio sales representative.



Caution - use of controls or adjustments or performance of procedures other than those specified herein may result in hazardous radiation exposure.

## Disclaimer

Product specifications and data shown in this product catalog are subject to change without notice for the purposes of improving product performance, reliability, design, or otherwise.

Product data and parameters in this catalog are typical values based on reasonably up-to-date measurements.

Product data and parameters may vary by user application and over time.

Products shown in this catalog are intended to be used for general electronic equipment. Products are not guaranteed for applications where product malfunction or failure may cause personal injury or death, including but not limited to life-supporting / saving devices, medical devices, safety devices, airplanes, aerospace equipment, automobiles, traffic control systems, and nuclear reactor control systems.