

OSRAM PLT5 520EB_Q

Datasheet

Published by **ams-OSRAM AG**

Tobelbader Strasse 30, 8141 Premstaetten, Austria

Phone +43 3136 500-0

ams-osram.com


© All rights reserved



Metal Can TO56

PLT5 520EB_Q

Green Laser Diode in TO56 Package



Applications

- Appliances & Tools
- Entertainment
- Functional Illumination
- Medical Imaging
- Outdoor & Industrial Lighting
- Projection
- Visualization

Features

- Optical output power (continuous wave): 20 mW ($T_c = 25^\circ\text{C}$)
- Typical emission wavelength: 520 nm
- Efficient radiation source for cw and pulsed operation
- Single mode semiconductor laser
- High modulation bandwidth
- TO56 package with photo diode
- Cathode is electrically connected to the case

Ordering Information

Type	Peak output power typ. P_{opt}	Ordering Code
PLT5 520EB_Q	20 mW	Q65113A4965

Maximum Ratings

Parameter	Symbol		Values
Operating temperature	T_{op}	min. max.	-20 °C 70 °C
Storage temperature	T_{stg}	min. max.	-40 °C 85 °C
Peak output power $T_{case} = 25\text{ °C}$	P_{opt}	max.	25 mW
Reverse voltage ¹⁾ $T_{case} = 25\text{ °C}$	V_R	max.	2 V
Soldering temperature $t_{max} = 10\text{ sec}$	T_S	max.	260 °C

Operation outside these conditions may damage the device. Operation at maximum ratings may influence lifetime.

Characteristics

$P_{opt} = 20 \text{ mW}$; $T_c = 25 \text{ }^\circ\text{C}$

Parameter	Symbol		Values
Operating current ²⁾	I_{op}	typ.	65 mA
		max.	78 mA
Operating voltage ³⁾	V_{op}	typ.	5.4 V
		max.	6.1 V
Peak wavelength ⁴⁾⁵⁾	λ_{peak}	min.	510 nm
		typ.	520 nm
		max.	530 nm
Spectral bandwidth (FWHM)	$\Delta\lambda$	typ.	1 nm
Beam divergence (FWHM) parallel to pn-junction	Θ_{\parallel}	min.	6 °
		typ.	8 °
		max.	10 °
Beam divergence (FWHM) perpendicular to pn-junction	Θ_{\perp}	min.	19 °
		typ.	22 °
		max.	25 °
Beam pointing accuracy ⁶⁾	$\Delta\theta_{\parallel}, \Delta\theta_{\perp}$	min.	-3 °
		max.	3 °
Slope efficiency	η	min.	0.40 W / A
		max.	0.85 W / A
Threshold current	I_{th}	typ.	30 mA
		max.	45 mA
TE polarization	P_{TE}	typ.	100:1
Modulation frequency	f	min.	100 MHz
Monitor current $V_R = 5 \text{ V}$	I_m	min.	70 μA
		max.	360 μA

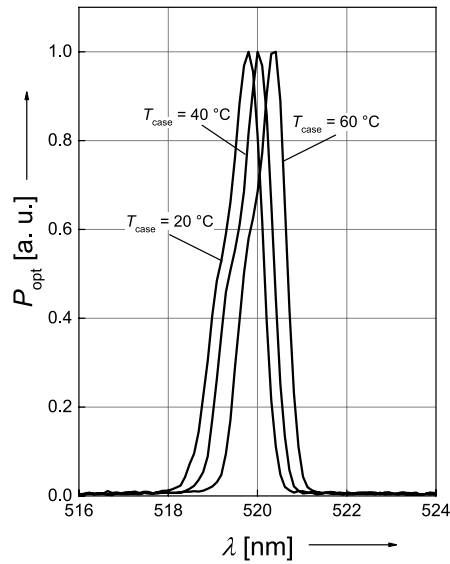
Wavelength Groups

$P_{\text{opt}} = 20 \text{ mW}$; $T_c = 25 \text{ }^\circ\text{C}$

Group	Peak wavelength ⁵⁾	Peak wavelength ⁵⁾
	min. λ_{peak}	max. λ_{peak}
B1	510 nm	515 nm
B2	515 nm	520 nm
B3	520 nm	530 nm

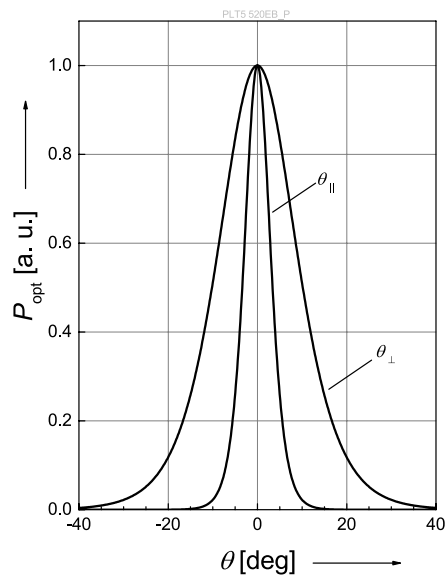
Relative Spectral Emission 7), 8)

$$P_{\text{opt}} = f(\lambda); \text{ Group (B2)}$$



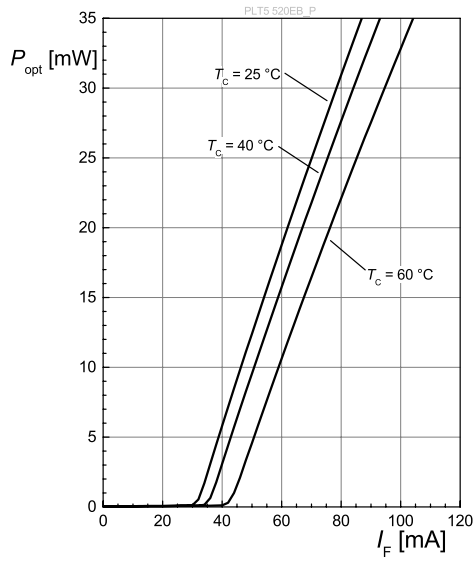
Beam Divergence 8)

$$P_{\text{opt}} = f(\Theta)$$



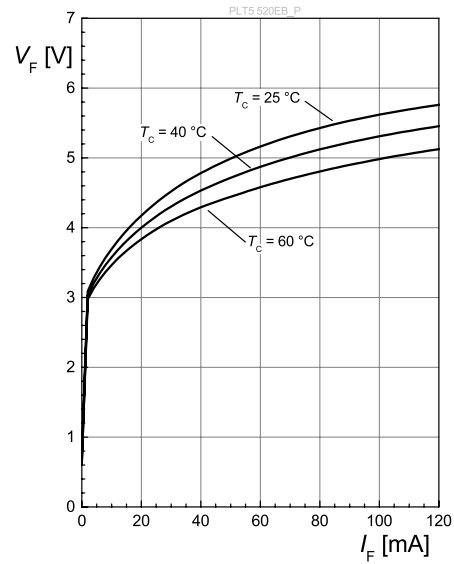
Optical Output Power 7), 8)

$$P_{opt} = f(I_F)$$



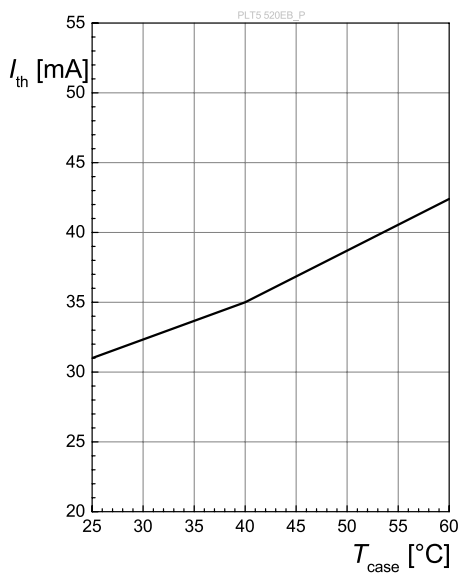
Forward Voltage 7), 8)

$$V_F = f(I_F)$$

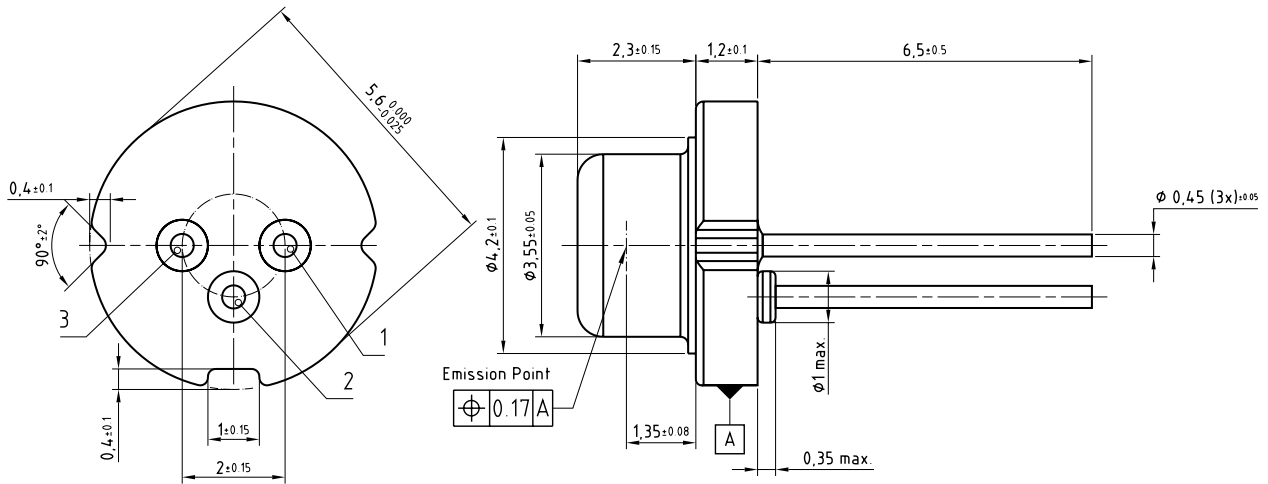


Threshold Current 7)

$$I_{th} = f(T_C)$$



Dimensional Drawing ⁹⁾



Pin 1: LD Anode
Pin 2: LD Cathode, PD Anode (case)
Pin 3: PD Cathode

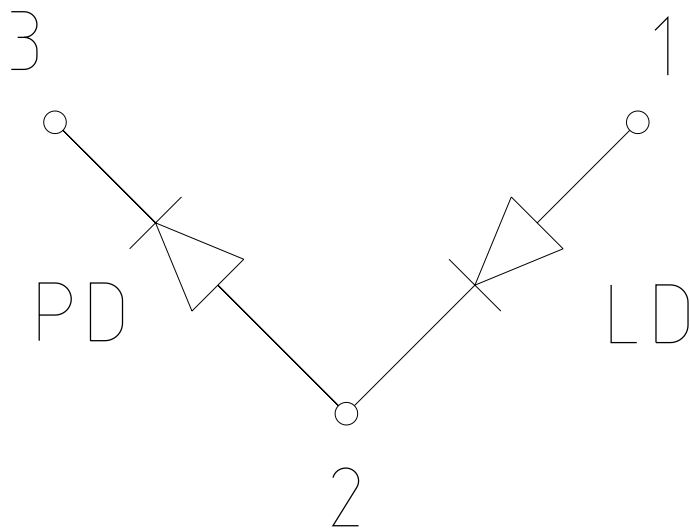
C63062-A4432-A1-01

Further Information:

Approximate Weight: 313.0 mg

ESD advice: ATTENTION – Observe Precautions For Handling – Electrostatic Sensitive Device

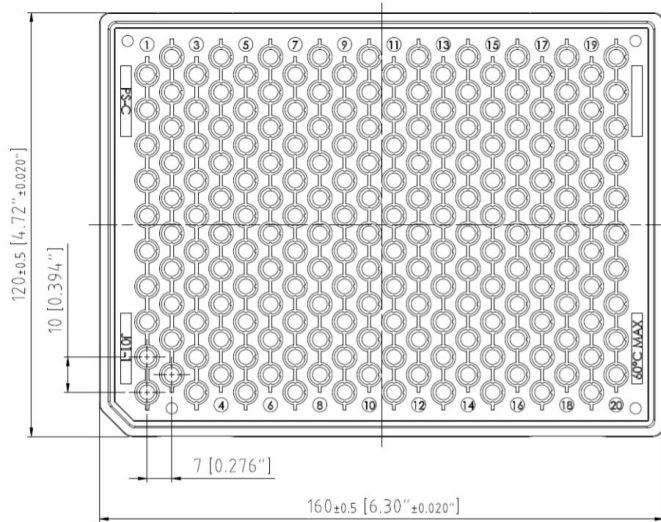
Electrical Internal Circuit



Pin	Description
PIN1	LD Anode
PIN 2	LD Cathode, PD Anode (case)
PIN 3	PD Cathode

Tray

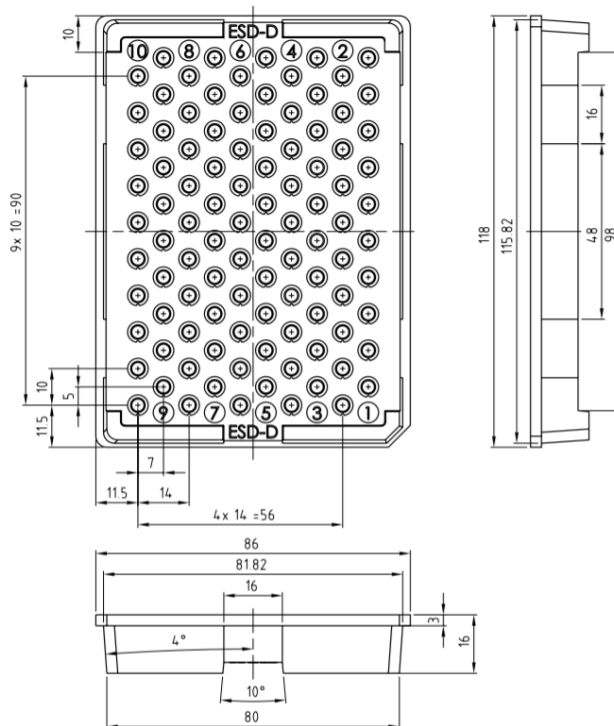
- Subcon A, Packing qty
- * 1 tray per box
- * 200 pieces per tray



C63062-A4337-B1

Tray

- Subcon B, Packing qty
- * 2 trays per box
- * 100 pieces per tray



C63062-A4404-X1-01

Barcode-Product-Label (BPL)

OSRAM LX XXXX BIN1: XX-XX-X-XXX-X

RoHS Compliant

(6P) BATCH NO: 1234567890

(1T) LOT NO: 1234567890 (9D) D/C: 1234

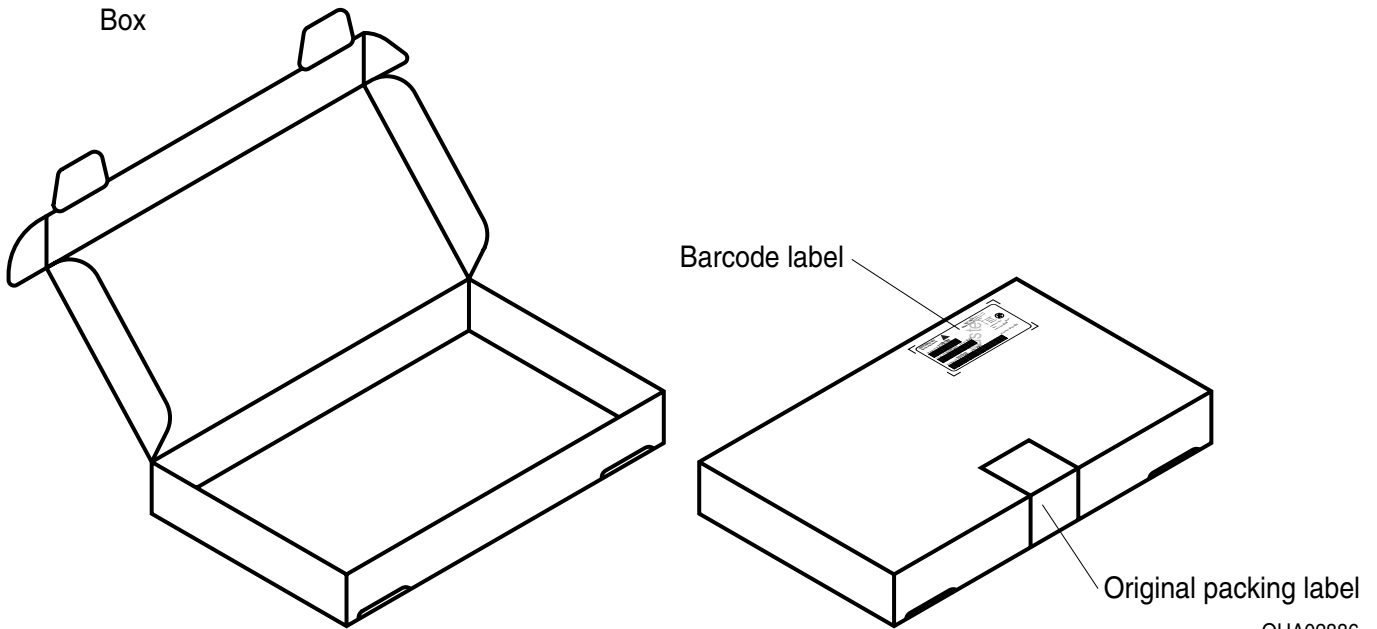
(X) PROD NO: 123456789 (Q) QTY: 9999 (G) GROUP: XX-XX-X-X

ML Temp ST
X XXX °C X

Pack: RXX
DEMY XXX
X_X123_1234.1234 X

OHA04563

Schematic Transportation Box ⁹⁾



OHA02886

Dimensions of Transportation Box

Subcon	Tray(s) per box	Pieces per tray	Packing qty per box (total)	Width	Length	Height
A	1	200	200	170 ± 5 mm	270 ± 5 mm	45 ± 5 mm
B	2	100	200	103 ± 5 mm	128 ± 5 mm	48 ± 5 mm

Notes

Depending on the mode of operation, these devices emit highly concentrated visible and non visible light which can be hazardous to the human eye. Products which incorporate these devices have to follow the safety precautions given in IEC 60825-1.

Subcomponents of this device contain, in addition to other substances, metal filled materials including silver. Metal filled materials can be affected by environments that contain traces of aggressive substances. Therefore, we recommend that customers minimize device exposure to aggressive substances during storage, production, and use. Devices that showed visible discoloration when tested using the described tests above did show no performance deviations within failure limits during the stated test duration. Respective failure limits are described in the IEC60810.

For further application related information please visit <https://ams-osram.com/support/application-notes>

Disclaimer

Attention please!

The information describes the type of component and shall not be considered as assured characteristics. Terms of delivery and rights to change design reserved. Due to technical requirements components may contain dangerous substances.

For information on the types in question please contact our Sales Organization.

If printed or downloaded, please find the latest version on our website.

Packing

Please use the recycling operators known to you. We can also help you – get in touch with your nearest sales office. By agreement we will take packing material back, if it is sorted. You must bear the costs of transport. For packing material that is returned to us unsorted or which we are not obliged to accept, we shall have to invoice you for any costs incurred.

Product and functional safety devices/applications or medical devices/applications

Our components are not developed, constructed or tested for the application as safety relevant component or for the application in medical devices.

Our products are not qualified at module and system level for such application.

In case buyer – or customer supplied by buyer – considers using our components in product safety devices/ applications or medical devices/applications, buyer and/or customer has to inform our local sales partner immediately and we and buyer and /or customer will analyze and coordinate the customer-specific request between us and buyer and/or customer.

Glossary

- 1) **Reverse Operation:** This product is intended to be operated applying a forward current within the specified range. Applying any reverse bias shall be avoided.
- 2) **Operating/Forward current:** IF is measured with an internal reproducibility of ± 0.5 mA (acc. to GUM with a coverage factor of $k = 3$).
- 3) **Operating/Forward voltage:** VF is measured with an internal reproducibility of ± 0.05 V (acc. to GUM with a coverage factor of $k = 3$).
- 4) **Wavelength:** The wavelengths are measured with a tolerance of ± 0.5 nm.
- 5) **Wavelength:** λ_{peak} is measured with an internal reproducibility of ± 0.3 nm (acc. to GUM with a coverage factor of $k = 3$).
- 6) **Beam pointing accuracy:** The values may contain measurement deviations.
- 7) **Typical Values:** Due to the special conditions of the manufacturing processes of semiconductor devices, the typical data or calculated correlations of technical parameters can only reflect statistical figures. These do not necessarily correspond to the actual parameters of each single product, which could differ from the typical data and calculated correlations or the typical characteristic line. If requested, e.g. because of technical improvements, these typ. data will be changed without any further notice.
- 8) **Testing temperature:** TA = 25°C (unless otherwise specified)
- 9) **Tolerance of Measure:** Unless otherwise noted in drawing, tolerances are specified with ± 0.1 and dimensions are specified in mm.

Revision History

Version	Date	Change
1.0	2024-02-02	Initial Version Characteristics Glossary
1.1	2024-08-29	Tray Dimensions of Transportation Box Glossary



EU RoHS and China RoHS compliant product

此产品符合欧盟 RoHS 指令的要求；
按照中国的相关法规和标准，
不含有毒有害物质或元素。

Published by ams-OSRAM AG

Tobelbader Strasse 30, 8141 Premstaetten, Austria

Phone +43 3136 500-0

ams-osram.com

© All rights reserved

am 

OSRAM